




Saudi Arabian Mining Company (MAADEN)

Cloud Supplier Portal User Manual
How to Login to Maaden Portal



Table of Contents

No.	Contents
1.	How to Login
2.	Password Assistance



[Investor Relations](#) | [Join Our Team](#) | [Tourism](#) | [العربية](#)
[Discover Us](#) | [Our Innovation](#) | [Sustainability](#) | [News & Insights](#)

[Home](#) > [Supplier Portal](#)

WELCOME MESSAGE

Dear Supplier

Thank you for visiting Maaden supplier portal.

A key aspect of our success is providing our business partners with outstanding communication methods.

During your visit to this portal, you will be able to access a number of manuals and tips that will assist you in accelerating and simplifying your business processes. Additionally, you may register your company to activate an account that allows you to update your company information and access Maaden business opportunities.

In addition, it is important to read our code of conduct, which is what we require for our business to begin, and we provide you with a reporting channel (Speak up) that allows you to report any noncompliance with our values and code of conduct.

Maaden is committed to adhering to four values to achieve its vision of becoming a "sustainable mining champion with global presence": integrity, care, teamwork, and ownership.

As part of Saudi Vision 2030, Maaden strives to make a significant contribution. As part of our supply chain strategy, we aim to increase the local content of goods and services by supporting local manufacturers who are competitive and capable of participating.


We are also fortunate to have strong relationships with many overseas suppliers, which has been beneficial to our business. Maaden has always been interested in forming a partnership with them.

We would like to point out that completing the online registration form does not guarantee that your company will receive business from Maaden nor does it grant you the status of "Approved". Maaden and its affiliates require registration as a first step in doing business with them. You will be required to go through a prequalification process and due diligence, and if your company has been registered, we may contact you in accordance with our business needs.





Best regards

Supplier Relationship Management

[Sign In](#)
[Register](#)



OUR SOCIAL MEDIA

Our Story	Join Our Team	Connect & Engage	Diversity Equity & Inclusion Policy	Customer Portal
Our Innovation	Investor Relations	Tourism	Human Rights Policy	Supplier Portal
Our Community Impact	News	Sustainability Policy	Privacy Rights Request	

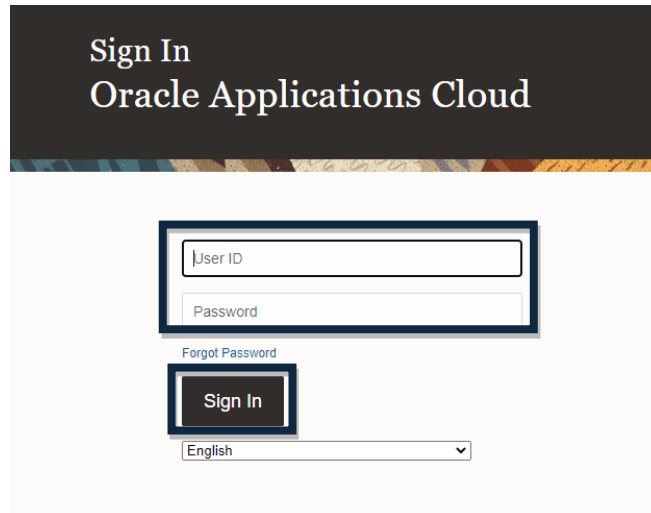
Copyright © 2025 Maaden. All Rights Reserved | Terms And Conditions | Privacy Policy

1. How to Login

Visit our website - www.maaden.com.sa

1. Click, Supplier Portal
2. Click, Sign In
3. Input your User ID and Password
4. Then, click Sign In

If you don't know your password, follow next page for “**Login Assistance**”



Sign In
Oracle Applications Cloud

User ID

Password

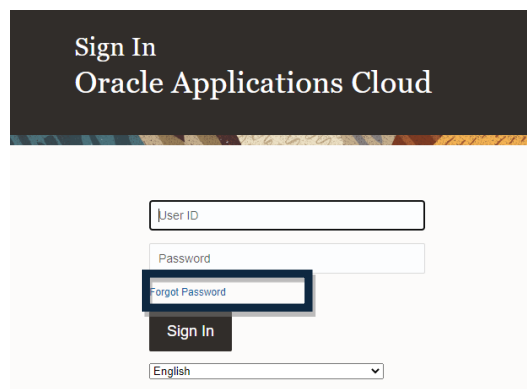
[Forgot Password](#)

Sign In

English

2. Login Assistance

1. Click Forget Password



Sign In
Oracle Applications Cloud

User ID

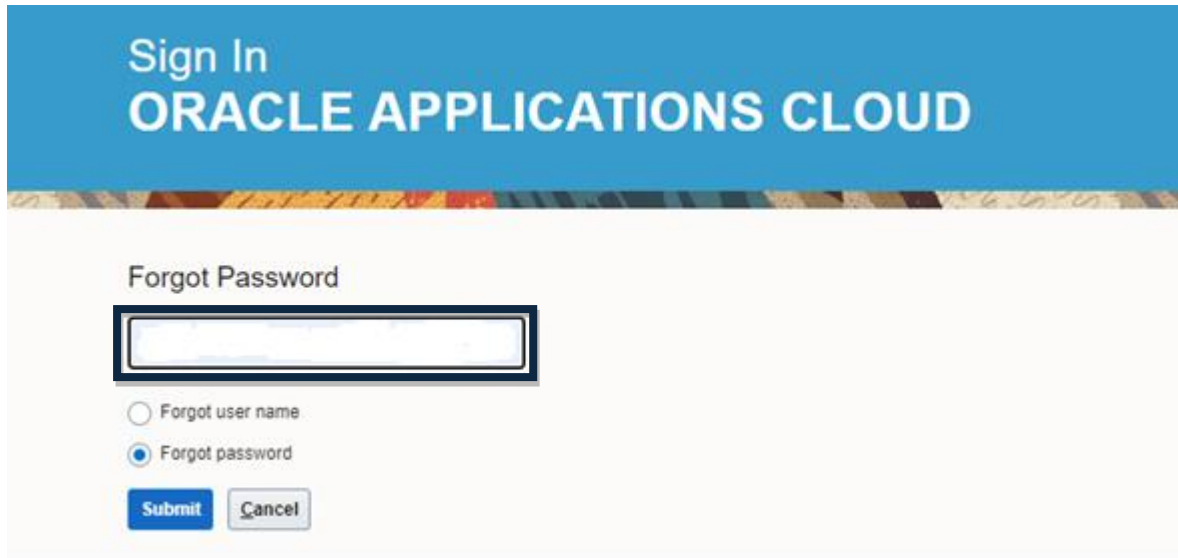
Password

[Forgot Password](#)

Sign In

English

- In the field "Username or Email", provide email id, select "Forgot password" option and click on "Submit" button.



- Then you will receive an email from OracleCloud@maaden.com.sa with subject "Maaden Cloud Applications-Password Reset Information" Please check your email.
- Open the email that you received and click on the link to reset your password, below is a screenshot of the email sample.

From: <OracleCloud@maaden.com.sa>
 Date: Sun, 19 Dec 2021, 16:27
 Subject: Maaden Cloud Applications-Password Reset Information
 To: <info@company.com>

Dear <Supplier Contact Name>,

You have requested to reset your password for Oracle Fusion Applications through Self Service Portal.

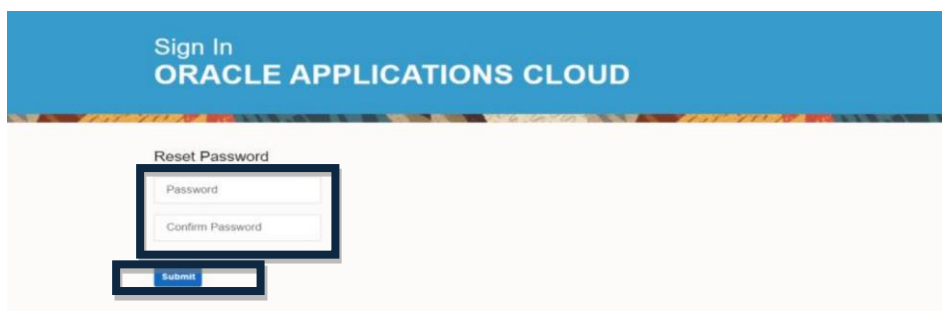
Please follow the link below to reset your password.

<https://fa-epod-saasfaprod1.fa.ocs.oraclecloud.com:443/hcmUI/faces/ResetPassword?ase.gid=2fa4412a572d426b8407ba842199f1c0>

If you did not request this information or have any question, contact SRM@maaden.com.sa.

Thank You,
 Maaden SRM Team

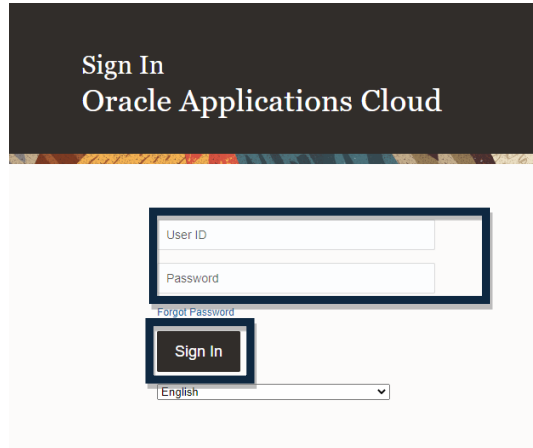
- Provide New Password in the fields and click Submit



To Login:

Visit our website - [Saudi Arabian Mining Company \(Maaden\) - Leading Mining & Metals Company](#)

1. Click, Supplier
2. Click, Sign In
3. Input your User ID and Password
4. Then, click Sign In

A screenshot of the 'Sign In Oracle Applications Cloud' page. The page has a dark header with the text 'Sign In Oracle Applications Cloud'. Below the header, there are two input fields: 'User ID' and 'Password'. A 'Forgot Password' link is located below the password field. A 'Sign In' button is positioned below the input fields. At the bottom, there is a language dropdown menu currently set to 'English'. Red boxes highlight the 'User ID' and 'Password' fields, the 'Sign In' button, and the language dropdown.